



Agromet Advisory Bulletin for the District, Kozhikode

(Valid from 29.05.2024 to 02.06.2024)



(Issued jointly by Kerala Agricultural University Regional Agricultural Research Station Pilicode & India Meteorological Department)

Bulletin Number: Pilicode/Kkd-43/2024

Date: 28/05/2024

A. Weather Summary of preceding five days



Rainfall, mm	Max. temp., °C	Min. temp., °C	R. H., %	Wind speed, Km/h
76.1	28.4 – 34.4	24.4 – 27.7	65 – 98	00- 06





B. Weather forecast for next five days

Parameters	29-05-2024	30-05-2024	31-05-2024	01-06-2024	02-06-2024
Rainfall, mm	20	15	10	10	8
Max. Temp, °C	33	33	33	33	33
Min. Temp, °C	26	26	26	26	26
Max. Relative Humidity, %	98	98	98	98	98
Min. Relative Humidity, %	65	65	65	65	65
Wind speed, km/h	4	10	12	10	8
Wind direction, degrees	270	270	320	320	270
Total cloud cover, octa	8	8	8	8	8

C. Agrometeorological Advisories

Crop	Stages	Problems	Agro-meteorological advisories
	Isolated heavy rainfall **		
General conditions	<p>Isolated heavy rainfall. The sky will be cloudy. High relative humidity will be experienced. The atmospheric temperature will come down.</p> <p>There will be isolated heavy rainfalls (From 64.5 mm to 115.5 mm within a time span of 24 hours) on May 28th.</p> <p>There will be light to moderate rainfalls (From 15.6 mm to 64.4mm within a time span of 24 hours) from May 29th to June 01st.</p>		
General Recommendations	<p>Harvest all the ripened fields quickly. Do not heap the harvested products in the field itself. Take care while drying the harvested rice directly under the sun, especially during the afternoon periods.</p> <p>Take care while drying the harvested products like rice, rubber, copra, pulses, vegetable seeds, etc directly under sun.</p> <p>Give popping to all soft slender stemmed crops like banana, vegetables, climbers etc. Clean the drainage channels in crop lowlands to enable proper drainage of excess water in case of exigencies if any.</p>		

	<p>Do not shelter the cattles in shelters having weak structures.</p> <p>Keep animal feeds, seeds, fertilizers etc. in termite free and moist free rooms on elevated platforms coated with wooden pannels.</p> <p>Avoid activities under open field conditions during 12 AM to 3 PM on the days with high temperature. Also avoid activities under open conditions while there is lightning. Also do not expose livestock to such unfavorable weather conditions.</p> <p>Preparations to plant seedlings of tree crops can be started. The pits can be taken if there is sufficient moisture content in the soil. Ensure proper distance between the plants. The $\frac{2}{3}$ portions of the pits should be filled with the mixture of topsoil and powdered dry cow dung/compost.</p> <p>Spraying should be done when there is no rainfall</p>		
Paddy (Viruppu: First crop season)	Main Land preparation	<p>If the level of soil moisture content in the paddy field is optimum for ploughing, the tilling operations can be started. With the first ploughing itself, incorporate powdered FYM/compost or green manures (@ 5t/ha) to the soil.</p>	
Coconut	All stages	<p>Rhinoceros beetle</p>  <p>Dwarf varieties and young palms are more vulnerable to the attack.</p>	<p>Take out the beetles from the attacked palm crown using beetle hook. Swab the hole made by the beetles with Bordeaux paste to prevent entry of fungus through the cut surface.</p> <p>Old fishnets can be reused for controlling the pest. Cut the nets into pieces of size 1m x 0.5m. Keep the middle portion of the net, lengthwise into the axils of 3rd and 4th leaf whirls of the palm. Push the net firmly with small stones into the axils. The hanging sides of the net should be kept open. The beetles will be trapped in the nets and get destroyed. Care should be taken to move the nets to upper leaf axils accordingly while fresh leaves are emerging.</p>
Coconut	All stages	<p>Bud rot</p> 	<p>Detection of disease at its early stage will help to adopt efficient corrective measures. Cut and remove the affected tissues from the crown and apply Bordeaux paste. After that cover the cut surface with polythene sheets to protect it from rain falls until new leaf emerges.</p> <p>Burn the removed tissues immediately.</p> <p>As a prophylactic measure apply Trichoderma cakes of spray 1% Bordeaux mixture into the axils of top leaves of the surrounding palms</p>

Black pepper	Planting	<p>Wilt disease</p> 	<p>As prophylactic measure, apply 150 gram of Trichoderma enriched neem cake - cow dung mixture in the basins of the vines and incorporate thoroughly with the soil.</p>
Banana	All stages	<p>Pseudostem weevil</p> 	<p>Ensure field sanitation.</p> <p>Apply EPN infected Cadaver (@ 4 numbers per plant) in the middle whorls of the leaves during 5th and 6th months after planting</p> <p>(Cadaver is available at KAU Banana Research Station, Kannara. Contact number: 9605758722)</p>
Areca nut	Bearing Stage	<p>Mahali disease</p> 	<p>Apply Bordeaux mixture (1%) to the bunch and leaves.</p>
Ginger/ Turmeric	Sowing	<p>Rot and wilt diseases</p>	<p>As a precaution, use Trichoderma enriched Farm Yard Manure.</p> <p>OR</p> <p>Apply Trichoderma directly onto the moist soil (@ 25g each of Trichoderma per every 100 square meters of the seed bed).</p>
Livestock (Cows/Goats)	Milking	<p>Mastitis</p> 	<p>The disease is common on cows which are sheltered in unhygienic conditions.</p> <p>Prevention:- Ensure hygienic conditions for the individual animals as well as their shelter and its surroundings. The milking machines should be cleaned properly after every use. Boost the immunity of cattle by supplementing feeds with vitamins and minerals containing health tonics.</p> <p>If disease appears, give medication under the supervision of a Veterinary doctor immediately.</p>

**** Warning colour codes of rainfall (for disaster management)**

Warning (Take actions)	Alert (Be prepared)	Watch (Be updated)	No warning (No actions)
-------------------------------	----------------------------	---------------------------	--------------------------------

Sd/-
Nodal Officer,
GKMS Project, RARS Pilicode