



Agromet Advisory Bulletin for the District, Kozhikode

(Valid from 23.08.2025 to 27.08.2025)

(Issued jointly by Kerala Agricultural University Regional Agricultural Research Station Pilicode & India Meteorological Department)



Bulletin Number: Pilicode/ Kkd -67/2025

Date: 22/08/2025

A. Weather Summary of preceding four days






Rainfall, mm	Max. temp., °C	Min. temp., °C	R. H., %	Wind speed, Km/h
14.0	28.0 – 33.8	24.1 – 25.8	64 – 95	00 – 00



B. Weather forecast for next five days

Parameters	23-08-2025	24-08-2025	25-08-2025	26-08-2025	27-08-2025
Average Rainfall, mm	1	0.5	0.1	0.2	1
Max. Temp, °C	34	34	34	34	34
Min. Temp, °C	25	25	25	25	25
Max. Relative Humidity, %	90	90	90	90	90
Min. Relative Humidity, %	64	64	64	64	64
Wind speed, km/h	4	6	4	4	4
Wind direction, degrees	340	320	320	290	270
Total cloud cover, octa	8	8	6	6	8

C. Agrometeorological Advisories

Crop	Stages	Problems	Agro-meteorological advisories
General Condition	Light to Moderate Rainfall**		
	The sky will be partially or fully cloudy. High relative humidity will be experienced. The atmospheric temperature will be high.		
Weather warning	<p>There will be light to moderate rainfalls on August 23&25.</p> <p>There will be light rainfalls on August 24.</p> <p>There will be heavy rainfalls on August 26 in isolated places.</p>		
Impacts	<p>Damaging and losses or deteriorating quality of the open drying agricultural produces like copra, rubber, cashew nuts, seeds, food materials for processing etc..</p> <p>Damages and losses may occur for crops having slender stems like banana and vegetables. Breaking branches and or trees may occur.</p> <p>Chances for water stagnation in the fields.</p>		
General Recommendations	<p>The increased temperature and humidity that was experienced during the last weeks might have caused the spread of fruiting bodies of fungal diseases like rots and wilts in coconut, arecanut, black pepper, rubber, ginger, banana etc.</p> <p>Keep hygiene in plantations. Infected nuts, leaves and tree parts should be removed from the fields and burnt.</p> <p>Postpone fertilizer applications to the crops</p>		

Rice	Panicle initiation to grain filling stage	Ensure availability of water in the rice fields. The scarcity of water at this stage may lead to chaffy grains. Where ever possible, provide irrigation up to field submergence, in places where ponding was not brought out by the monsoon.	
Paddy	Various stages	Brown spot disease 	Prophylactic spray of <i>Pseudomonas fluorescens</i> (@ 20g/l) is recommended. If disease appears only, spray fungicide Nativo® (@ 4g per 10 litres of water)
Coconut	All stages	Bud rot 	Detection of disease at its early stage will help to adopt efficient corrective measures. Cut and remove the affected tissues from the crown and apply Bordeaux paste. After that cover the cut surface with polythene sheets to protect it from rain falls until new leaf emerges. Burn the removed tissues immediately. As a prophylactic measure spray 1% Bordeaux mixture into the axils of top leaves of the surrounding palms
Black pepper	Newly planted/early growth stages	Quick wilt disease 	Spray Redomil (@2g/litre of water) or copper oxy chloride (@3g/litre of water) Drench the soil in the basins with the same preparation (@ 5 litre per vine) as mentioned above.
Banana	Various stages of growth	Rhizome rot 	Ensure good drainage in the garden Drench with Streptocyclin antibiotic (@2g/10L) Or Copperhydroxide (20g/10L) at the basin of the plant.
Brinjal	Vegetative phase	Thrips 	Spray “Raksha”, the organic insecticide released by KAU (@10g/litre) on both surface of leaves and stem If attack is severe spray quinalphos @ 2g/l of water

Okra	All stages	Shoot and Fruit borer 	Spray neem oil emulsion @ 5 %, at intervals of 15 to 20 days. OR Spray quinalphos 25 EC (2 ml per litre of water).
Cow	Any stage	FMD (Foot and Mouth disease) 	Foot and Mouth disease is a highly transmissible disease caused by infection with an Aphthovirus. The infection results in vesicular lesions in and around the mouth and on the feet, resulting in the reluctance of an animal to eat or move. Prevention: Ensure hygienic conditions for the individual animals as well as their shelter and its surroundings. Boost the immunity of cattle by supplementing feeds with vitamins and minerals containing health tonics. If disease appears, give medication under the supervision of a Veterinary doctor immediately.

**** Warning colour codes of rainfall (for disaster management)**

Warning (Take actions)	Alert (Be prepared)	Watch (Be updated)	No warning (No actions)
-------------------------------	----------------------------	---------------------------	--------------------------------

Sd/-
Nodal Officer,
GKMS Project, RARS Pilicode