



Agromet Advisory Bulletin for the District, Kozhikode

(Valid from 22.05.2024 to 26.05.2024)



(Issued jointly by Kerala Agricultural University Regional Agricultural Research Station Pilicode & India Meteorological Department)

Bulletin Number: Pilicode/Kkd-41/2024	Date: 21/05/2024
--	-------------------------

A. Weather Summary of preceding five days




Rainfall, mm	Max. temp., °C	Min. temp., °C	R. H., %	Wind speed, Km/h
221.5	28.2 – 36.0	24.0 – 27.2	67 – 97	00- 04





B. Weather forecast for next five days

Parameters	22-05-2024	23-05-2024	24-05-2024	25-05-2024	26-05-2024
Rainfall, mm	20	8	20	20	7
Max. Temp, °C	30	31	31	32	33
Min. Temp, °C	25	25	26	26	26
Max. Relative Humidity, %	97	97	97	97	97
Min. Relative Humidity, %	67	67	67	67	67
Wind speed, km/h	2	20	15	12	10
Wind direction, degrees	200	160	320	340	320
Total cloud cover, octa	8	8	8	8	8

C. Agrometeorological Advisories

Crop	Stages	Problems	Agro-meteorological advisories
	Isolated heavy rainfall **		
<u>General conditions</u>			<p>Isolated heavy rainfall. Low night temperature and high day temperature will be experienced. Hence there will be large difference between day temperature and night temperature. The sky will be partially or fully cloudy. The air will be dry.</p> <p>There will be isolated heavy rainfalls (From 64.5 mm to 115.5 mm within a time span of 24 hours) on May 21 and 22.</p> <p>There will be light to moderate rainfalls (From 15.6 mm to 64.4mm within a time span of 24 hours) from May 23 to 25.</p>
<u>General Recommendations</u>			<p>There may be Isolated heavy summer rains in the evening time. Summer rains have prime role in coping up drought. Hence maximum water harvesting should be ensured in the fields. Clean the rain pits. Cover the soil with dried leaves, especially the basins of crops. The opened tree basins which were partially closed after fertilizer application, can act as very good water harvesting structures. Divert the runoff water to such tree basins by drawing furrows.</p> <p>Keep vigilance while drying the harvested produces like seeds, cashew nuts, copra and rubber in open conditions. Provide propan to Nendran banana.</p>

Paddy (Viruppu: First crop season)	Main Land preparation	If the level of soil moisture content in the paddy field is optimum for ploughing, the tilling operations can be started. With the first ploughing itself, incorporate powdered FYM/compost or green manures (@ 5t/ha) to the soil.	
Coconut	All stages	<p style="text-align: center;">Rhinoceros beetle</p>  <p style="text-align: center;">Dwarf varieties and young palms are more vulnerable to the attack.</p>	<p>Take out the beetles from the attacked palm crown using beetle hook. Swab the hole made by the beetles with Bordeaux paste to prevent entry of fungus through the cut surface.</p> <p>Old fishnets can be reused for controlling the pest. Cut the nets into pieces of size 1m x 0.5m. Keep the middle portion of the net, lengthwise into the axils of 3rd and 4th leaf whirls of the palm. Push the net firmly with small stones into the axils. The hanging sides of the net should be kept open. The beetles will be trapped in the nets and get destroyed. Care should be taken to move the nets to upper leaf axils accordingly while fresh leaves are emerging.</p>
Coconut	All stages	<p style="text-align: center;">Bud rot</p> 	<p>Detection of disease at its early stage will help to adopt efficient corrective measures. Cut and remove the affected tissues from the crown and apply Bordeaux paste. After that cover the cut surface with polythene sheets to protect it from rain falls until new leaf emerges.</p> <p>Burn the removed tissues immediately.</p> <p>As a prophylactic measure apply Trichoderma cakes or spray 1% Bordeaux mixture into the axils of top leaves of the surrounding palms</p>
Black pepper	Planting	<p style="text-align: center;">Wilt disease</p> 	<p>As prophylactic measure, apply 150 gram of Trichoderma enriched neem cake - cow dung mixture in the basins of the vines and incorporate thoroughly with the soil.</p>

Cashew	Harvesting stage	<p>Root and stem borer</p> 	<p>Chisel out the grubs and swab the tree trunk with Carbosulfan 3ml/ /L of water and also drench the pesticide solution on to the soil near the root zone to minimize infestation.</p> <p>Swabbing (adult trees only) with mud slurry and coal tar kerosene mixture at 1:2 proportion is also recommended as a prophylactic measure.</p> <p>The exposed roots if any should be covered with soil.</p>
Areca nut	Bearing Stage	<p>Mahali disease</p> 	<p>Apply Bordeaux mixture (1%) to the bunch and leaves.</p>
Poultry and pet birds	Different stages	<p>Summer stress</p> 	<p>To combat heat stress, the poultry sheds should be protected from direct sunlight, roofing can be painted white to reflect heat, fans can be fitted, cool water can be sprayed, plenty of clean water can be provided with ice, glucose and 0.1 % sodium bicarbonate, feed offered during the cooler parts of the day can be supplemented with 20% extra vitamins, phosphorous and vitamin C.</p>
Livestock (Cows/Goats)	Milking	<p>Mastitis</p> 	<p>The disease is common on cows which are sheltered in unhygienic conditions.</p> <p>Prevention:- Ensure hygienic conditions for the individual animals as well as their shelter and its surroundings. The milking machines should be cleaned properly after every use. Boost the immunity of cattle by supplementing feeds with vitamins and minerals containing health tonics.</p> <p>If disease appears, give medication under the supervision of a Veterinary doctor immediately.</p>

Cows	Carrying stage	Brucellosis	<p>Ensure hygienic conditions for the animals.</p> <p>If abortion is happened, isolate the animal immediately and report to the nearest veterinary hospital and closely follow the doctor's directions.</p> <p>Human beings are also vulnerable for the disease. Hence the farmers are advised to ensure personal hygiene.</p> <p>Calves of age 4 to 8 months should be vaccinated</p>
------	----------------	-------------	--

**** Warning colour codes of rainfall (for disaster management)**

Warning (Take actions)	Alert (Be prepared)	Watch (Be updated)	No warning (No actions)
-------------------------------	----------------------------	---------------------------	--------------------------------

Sd/-
Nodal Officer,
GKMS Project, RARS Pilicode