



## Agromet Advisory Bulletin for the District, Kozhikode

(Valid from 20.01.2021 to 24.01.2021)

(Issued jointly by Kerala Agricultural University Regional Agricultural Research Station Pilicode & India Meteorological Department)



Bulletin Number: Pilicode/Kkd-06/2021

Date: 19/01/2021


### A. Weather Summary of preceding five days




Rainfall, mm	Max. temp., °C	Min. temp., °C	R. H., %	Wind speed, Km/h
3.0	31.2 – 34.0	23.8 – 25.0	65– 91	00-04

### B. Weather forecast for next five days

Parameters	20.01.2021	21.01.2021	22.01.2021	23.01.2021	24.01.2021
Rainfall, mm	0	0	0	0	0
Max. Temp, °C	34	34	34	34	34
Min. Temp, °C	24	24	24	24	24
Max. Relative Humidity, %	80	80	80	80	80
Min. Relative Humidity, %	55	55	55	55	55
Wind speed, km/h	5	6	6	4	5
Wind direction, degrees	320	290	290	270	320
Total cloud cover, octa	2	3	1	2	4

### C. Agrometeorological Advisories

Crop	Stages	Problems	Agro-meteorological advisories
<b>General conditions</b>		<p><b>Few chances for occurring rainfall.</b></p> <p>The climatic conditions are favourable for the spread of bacterial and fungal wilts in vegetables.</p>	
Coconut	All stages	<p>Rhinoceros beetle</p>  <p>Dwarf varieties are more vulnerable to the attack.</p>	<p>Take out the beetles from the attacked palm crown using beetle hook. Swab the hole made by the beetles with Bordeaux paste to prevent entry of fungus through the cut surface.</p> <p>Clean the crown and the top most three leaf axils around the spindle may be filled with 250 gm sand which is mixed with 6g ferterra. This should be done thrice in a year ie, during May, September, and January.</p> <p>Keep complete field sanitation.</p>

Tomato	All stages	<b>Bacterial wilt</b> 	Drench bleaching powder 25g/ litre solution in basin.  After 2 days, give a foliar spray of streptocyclin 500 mg/ 10 litre.
Cucurbitaceous vegetables	All stages	<b>Yellow mosaic virus</b> 	Pulled out the infected plants and burn or burry them.  Spray difenthiuron @ 1g/ litre.
Brinjal	Various stages of growth	<b>Epilachna beetle</b> 	Collection and destruction of every stage of the pest. Spray neem seed kernel extract @ 5 %. Apply neem – oil garlic emulsion @ 20 ml per litre.

Sd/-  
Nodal Officer,  
GKMS Project, RARS Pilicode