



Agromet Advisory Bulletin for the District, Kasaragod

(Valid from 01.12.2021 to 05.12.2021)

(Issued jointly by Kerala Agricultural University Regional Agricultural Research Station Pilicode & India Meteorological Department)



Bulletin Number: Pilicode/Ksd-96/2021

Date: 30/11/2021


A. Weather Summary of preceding five days







Rainfall, mm	Max. temp., °C	Min. temp., °C	R. H., %	Wind speed, Km/h
2.0	28.0 – 34.0	24.0 – 24.5	60 – 100	2.6 – 4.6




B. Weather forecast for next five days

Parameters	01-12-2021	02-12-2021	03-12-2021	04-12-2021	05-12-2021
Rainfall, mm	20	10	10	10	10
Max. Temp, °C	32	32	32	32	32
Min. Temp, °C	25	25	25	25	25
Max. Relative Humidity, %	88	88	88	88	88
Min. Relative Humidity, %	85	85	85	85	85
Wind speed, km/h	4	4	2	3	2
Wind direction, degrees	230	200	160	230	250
Total cloud cover, octa	7	7	7	7	2

C. Agrometeorological Advisories

Crop	Stages	Problems	Agro-meteorological advisories
General conditions	Light to moderate rainfalls are very likely to occur		
	<p>The sky will be cloudy to partially cloudy. Low night temperature and high day temperature will be experienced. Hence there will be large difference between day time temperature and night temperature. The atmospheric humidity also will be high.</p> <p>Take care while sun drying of harvested produces like rice, rubber, copra, arecanut, vegetables, seeds, etc. .</p> <p>Give strong propping to banana, vegetables and other soft stemmed crop plants.</p>		
Rice	All stages	<p>Leaf folder</p> 	<p>Open the leaf folds with a thorny twig and apply chlorantraniliprole @ 3 ml/ 10 l or flubendiamide @ 1.5 ml/10L</p>

Coconut	All stages	Basal rot 	<p>Drench the basin with Hexaconazole (25 ml in 25 L of water).</p> <p>After one week apply lime @ 2 kg per palm.</p> <p>Apply Potash @ 1 kg per palm three weeks after lime application to improve the health of palm, in addition to the regular dose.</p> <p>Avoid flood irrigation to prevent the spread of pathogen.</p>
Coconut	Bearing stage	Mahali 	<p>Harvest matured nuts. After that spray 1% Bordeaux mixture to the affected nuts/bunches</p>
Banana	All stages	Pseudostem weevil 	<p>Adopt field sanitation.</p> <p>Remove the affected parts and burn it using kerosene.</p> <p>Apply Beauveria bassiana @ 20 g l⁻¹ at 5, 6 and 7 month after planting.</p>
Chilli	Growth phase	Late spot 	<p>Spray Mancozeb or Saaf (2g/litre of water) or Potassium phosphonate (2ml/litre of water)</p>
Ash gourd/ Cucurbits	Fruit bearing	Fruit rot 	<p>Spray Tebuconazole (@1ml/litre)</p>
Cabbage	All stages	Rot 	<p>.As a prophylactic measure spray Pseudomonas 2% solution weekly once after head initiation.</p>

Nutmeg	Fruiting	<p>Leaf/Fruit spots</p> 	Spray copper oxychloride (@2g/litre)
Ginger and Turmeric	All stages	<p>Rhizome rot</p> 	Drain the field. Drench the field with 1% Bordeaux mixture.
Areca nut	Various Stages	<p>Basal Rot</p> 	Drench the basin with hexaconazole solution (@2ml/litre of water)

Sd/-
Nodal Officer,
GKMS Project, RARS Pilicode