



# Agromet Advisory Bulletin for the District, Kasaragod

(Valid from 30.12.2023 to 03.01.2024)



(Issued jointly by Kerala Agricultural University Regional Agricultural Research Station Pilicode & India Meteorological Department)

<b>Bulletin Number: Pilicode/Ksd-104/2023</b>	<b>Date: 29/12/2023</b>
---	-------------------------

### A. Weather Summary of preceding four days




Rainfall, mm	Max. temp., °C	Min. temp., °C	R. H., %	Wind speed, Km/h
0.0	34.0 – 34.4	24.5 – 25.0	73– 89	01 - 01



### B. Weather forecast for next five days

Parameters	30-12-2023	31-12-2023	01-01-2024	02-01-2024	03-01-2024
Rainfall, mm	0	0	0	0	0
Max. Temp, °C	36	36	36	35	35
Min. Temp, °C	20	20	20	20	20
Max. Relative Humidity, %	71	71	71	71	78
Min. Relative Humidity, %	58	58	58	58	61
Wind speed, km/h	2	2	2	2	2
Wind direction, degrees	250	250	250	250	230
Total cloud cover, octa	6	7	5	4	6

### C. Agrometeorological Advisories

Crop	Stages	Problems	Agro-meteorological advisories
<b><u>General conditions</u></b>	<b>No Rain **</b>		
	<p>No rainfall. High relative humidity will be experienced.</p> <p>Low night temperature and increased day temperature will be experienced. Hence there will be distinct difference between day time temperature and night temperature.</p>		
<b><u>General Recommendations</u></b>	<p>Mulch the crop basins.</p> <p>Irrigate the crop when the water is available in the evening or early morning. Adopt drip irrigation method for maximum water use efficiency</p>		
Vegetables	<p>Various crop stages at different localities (from sowing and Transplanting to fruiting)</p>	<p>While preparing the land, incorporate lime @ 4kg/cent to the soil. Use Trichoderma enriched farm yard manure/compost. This will check the spread of wilt diseases.</p> <p>Before transplanting, dip the roots of the seedlings in slurry of pseudomonas (20g pseudomonas/litre of water) for 30 minutes. This will help the seedlings to grow vigorously.</p> <p>Also the seedlings can be sprayed with diluted pseudomonas culture solution (@20ml dissolved in one litre of water).</p>	

		<p>As prophylactic measures, especially where organic cultivation is practiced, spray Neem based insecticides (@2ml/litre) at fortnight intervals</p> <p>Mulch the crop basins. Irrigate the crop regularly either at morning or evening time. IF possible adopt drip irrigation method</p> <p>Provide strong supports to the slender stemmed (eg.: tomato) and vine type crops (eg.: bitter guard, ridge guard, snake guard etc.)</p> <p>At the flowering stage spray 5000ppm boron solution (Solubor @5g/litre)</p>	
Coconut	All stages	<p>Rhinoceros beetle</p>  <p>Dwarf varieties and young palms are more vulnerable to the attack.</p>	<p>Take out the beetles from the attacked palm crown using beetle hook. Swab the hole made by the beetles with Bordeaux paste to prevent entry of fungus through the cut surface.</p> <p>Old fishnets can be used for controlling the pest. Cut the nets into pieces of size 1m x 0.5m. Keep the middle portion of the net, lengthwise into the axils of 3<sup>rd</sup> and 4<sup>th</sup> leaf whirls of the palm. Push the net firmly with small stones into the axils. The hanging sides of the net should be kept open. The beetles will be trapped in the nets and get destroyed. Care should be taken to move the nets to upper leaf axils accordingly while fresh leaves are emerging.</p>
Black pepper	All stages	<p>Pollu disease</p> 	<p>Spray hexaconazole (@ 2ml/litre of water)</p>
Cashew	Flushing and flowering stage	<p>Tea mosquitobug attack and associated fungal diseases</p> 	<p>Spray of combination of Mancozeb (@2g/litre) + Ekalux (2ml/litre)</p>

Mango	Different stages	<p>Anthracnose disease</p> 	Spray copper oxy chloride or hexaconazole (@ 2ml/litre of water)
Jack	Various stages	<p>Fruit fall due to fungal infections</p> 	Spray Bordeaux mixture (1% strength).

**\*\* Warning colour codes of rainfall (for disaster management)**

<b>Warning (Take actions)</b>	<b>Alert (Be prepared)</b>	<b>Watch (Be updated)</b>	<b>No warning (No actions)</b>
-------------------------------	----------------------------	---------------------------	--------------------------------

Sd/-  
Nodal Officer,  
GKMS Project, RARS Pilicode