



## Agromet Advisory Bulletin for the District, Kasaragod (Valid from 22.03.2023 to 26.03.2023)



(Issued jointly by Kerala Agricultural University Regional Agricultural Research Station Pilicode & India Meteorological Department)

|  |                         |
|--|-------------------------|
| <b>Bulletin Number: Pilicode/Ksd-23/2023</b> | <b>Date: 21/03/2023</b> |
|--|-------------------------|

### A. Weather Summary of preceding five days




| Rainfall, mm | Max. temp., °C | Min. temp., °C | R. H., %    | Wind speed, Km/h |
|--------------|----------------|----------------|-------------|------------------|
| 0.0          | 33.5 – 34.0    | 20.5 – 23.5    | 84.0 – 92.0 | 03 – 08          |





### B. Weather forecast for next five days


| Parameters                | 22-03-2023 | 23-03-2023 | 24-03-2023 | 25-03-2023 | 26-03-2023 |
|---------------------------|------------|------------|------------|------------|------------|
| Rainfall, mm              | 0          | 0          | 0          | 0          | 0          |
| Max. Temp, °C             | 33         | 33         | 33         | 33         | 33         |
| Min. Temp, °C             | 22         | 22         | 22         | 22         | 22         |
| Max. Relative Humidity, % | 65         | 65         | 65         | 65         | 65         |
| Min. Relative Humidity, % | 50         | 50         | 50         | 50         | 50         |
| Wind speed, km/h          | 5          | 4          | 5          | 6          | 6          |
| Wind direction, degrees   | 320        | 320        | 320        | 320        | 290        |
| Total cloud cover, octa   | 3          | 3          | 6          | 6          | 8          |

### C. Agrometeorological Advisories

| Crop                                  | Stages   | Problems | Agro-meteorological advisories |
|---------------------------------------|--|----------|--------------------------------|
| <b><u>General conditions</u></b>      | <b>No rainfall **</b>  |          |                                |
|                                       | No rainfall. Low night temperature and high day temperature will be experienced. Hence there will be large difference between day temperature and night temperature. The sky will be partially cloudy to fully cloudy  |          |                                |
| <b><u>General Recommendations</u></b> | Provide props to nendran banana.<br>Drought Management: <ol style="list-style-type: none"> <li>1) Give mulches in crop basins to prevent water loss from soil.</li> <li>2) Adopt drip irrigation. This will minimize the loss of water.</li> <li>3) Avoid agricultural activities and pesticide application during 12 AM to 3 PM.</li> <li>4) Restrict the application of chemical fertilizers and poultry manure in un- irrigated areas.</li> <li>5) Apply lime on tree trunk.</li> <li>6) Spraying of Sulphate of Potash @ 5 g / L at 15 days interval helps to mitigate drought.</li> </ol> |          |                                |

|               |   |   |   |
|---------------|---|---|---|
|               | <p>7) Provide Vermicompost or coir pith compost in the basins. Compost has very good water holding capacity</p> <p>For mulching, the trashes used should be free of any pest and diseases. Avoid the trashes of the same species as mulch. This will help to prevent the multiplication of crop specific pest and disease causing organisms. Powdering the top soil using a secondary tillage implement and spreading it uniformly over the field, will help to conserve water for a long period of time in the fields.</p> <p>Protect young plants by surrounding them with thatched coconut leaves</p> <p>Provide plenty of drinking water to the animals and birds to avoid dehydration during day time.</p> <p>Also frequently sprinkle water on to the body of animals and provide fans in their shelter houses.</p> |   |   |
| Various crops | Various stages  | <p>Sucking pests</p>  <p>The climate is favourable for the spread of sucking pests like mealy bug, jasids, aphids, mites, bugs etc. If not controlled properly they will act as vectors and may spread virus diseases.</p> | <p>To control the pests apply neem oil emulsion (5 ml. neem oil mixed in one litre of luke warm soap water solution)</p> <p>Or</p> <p>Apply malathion 50 EC @ 2 ml + neem oil 4ml per litre of water</p>  |
| Banana        | Planting stage  | <p>Diseases. which are transmitted through suckers (Kokkan, Bunchy top and Panama wilt) etc</p>   | <p>To avoid the spread of disease select suckers only from healthy plants/fields, only after visiting the fields in person.</p>   |
| Banana        | All stages  | <p>Pseudostem weevil</p>   | <p>Ensure field sanitation.</p> <p>Apply EPN infected Cadaver (@ 4 numbers per plant) in the middle whorls of the leaves during 5<sup>th</sup> and 6<sup>th</sup> months after planting</p> <p>(Cadaver is available at KAU Banana Research Station, Kannara. Contact number: 9605758722)</p>   |
| Brinjal       | Fruiting stage  | <p>Fruit and Shoot borer</p>   | <p>Keep vigilance. If infestation is noticed, nip off the infected shoots from 3cm below the bore hole.</p> <p>If infestation is severe spray Chlorantraniliprole (Coragen®) (@ 3ml per 10 litres of water) after harvesting all about to mature fruits. The next harvesting can be made only after seven days from the spraying.</p> |

|                       |                      |  |   |
|-----------------------|----------------------|--|---|
| Okra                  | All stages           | <p>Shoot and Fruit borer</p>  | <p>Spray Chlorantraniliprole (Coragen®) (@ 3ml per 10 litres of water) after harvesting all about to mature fruits. The next harvesting can be made only after seven days from the spraying.</p>  |
| Mango                 | Fruit maturing stage | <p>Mango fruit flies</p>      | <p>Harvest matured mangoes before ripening. Mix cool water and boiling water in equal proportion and dissolve common salt at the rate of one tablespoon per liter of the water mix. Dip the harvested matured mangoes in this warm saline solution for two minutes. After that take out the mangoes, wipe the water on them with cotton cloths and keep for ripening.</p>   |
| Poultry and pet birds | Different stages     | <p>Summer stress</p>         | <p>To combat heat stress, the poultry sheds should be protected from direct sunlight, roofing can be painted white to reflect heat, fans can be fitted, cool water can be sprayed, plenty of clean water can be provided with ice, glucose and 0.1 % sodium bicarbonate, feed offered during the cooler parts of the day can be supplemented with 20% extra vitamins, phosphorous and vitamin C.</p>  |
| Animal Husbandry      | All stages           | <p>Summer Stress</p>        | <p>The rise in temperature will affect the thermoregulatory mechanism of dairy cattle. This will cause increase in body temperature, rapid shallow breathing, increased heart rate, profuse salivation, and reduced feed intake. This in turn results in severe production loss and reduced breeding efficiency in dairy cattle.</p> <p>Provide pure drinking water to the dairy cattle (45 to 60 litres of water), Allow grazing only during the cooler parts of the day. Provide shading. Shelter them in thatched roofings of minimum 9 ft. height with ample ventilation. Providing fans, misting and fogging assembly in cattle sheds will help them to regulate body temperature. Also ensure minerals fortified feeds.</p> |

|         |           |  |  |
|---------|-----------|--|--|
| Bovines | All stage | <p style="text-align: center;"><b>Lumpy skin</b></p>  | <p>Adopt vaccination.</p> <p>Keep cattle sheds and its surroundings hygienic.</p> <p>The open nodules formed on the skin may fail to heal even after the animals recover from the virus attack. The leaves of <i>Glycosmis pentaphylla</i> (commonname: kurumpanel/kutti-panel/kurmana) is found very effective to cure these wounds. Grind the leaves with turmeric into a paste form and mix with coconut oil. Apply this paste to the wounds daily after bath till the wounds disappear fully</p> |
|---------|-----------|--|--|

**\*\* Warning colour codes of rainfall (for disaster management)**

|                               |                            |                           |                                |
|-------------------------------|----------------------------|---------------------------|--------------------------------|
| <b>Warning (Take actions)</b> | <b>Alert (Be prepared)</b> | <b>Watch (Be updated)</b> | <b>No warning (No actions)</b> |
|-------------------------------|----------------------------|---------------------------|--------------------------------|

Sd/-  
Nodal Officer,  
GKMS Project, RARS Pilicode