



Agromet Advisory Bulletin for the District, Kasaragod

(Valid from 03.02.2024 to 07.02.2024)



(Issued jointly by Kerala Agricultural University Regional Agricultural Research Station Pilicode & India Meteorological Department)

Bulletin Number: Pilicode/Ksd-10/2024 **Date: 02/02/2024**

A. Weather Summary of preceding four days





Rainfall, mm	Max. temp., °C	Min. temp., °C	R. H., %	Wind speed, Km/h
0.0	33.8 – 34.2	23.5 – 24.2	73– 88	02 - 03





B. Weather forecast for next five days

Parameters	03-02-2024	04-02-2024	05-02-2024	06-02-2024	07-02-2024
Rainfall, mm	0	0	0	0	0
Max. Temp, °C	31	31	33	33	33
Min. Temp, °C	22	22	24	24	24
Max. Relative Humidity, %	77	77	77	82	82
Min. Relative Humidity, %	56	56	56	52	52
Wind speed, km/h	3	2	2	1	1
Wind direction, degrees	270	270	270	270	250
Total cloud cover, octa	2	2	2	1	1

C. Agrometeorological Advisories

Crop	Stages	Problems	Agro-meteorological advisories
<u>General conditions</u>	No rain **		
	No rainfall. High relative humidity will be experienced. Low night temperature and increased day temperature will be experienced. Hence there will be distinct difference between day time temperature and night temperature.		
<u>General Recommendations</u>	Mulch the crop basins. Irrigate the crop when the water is available in the evening or early morning. Adopt drip irrigation method for maximum water use efficiency		
Vegetables	Various crop stages at different localities (from sowing and Transplanting to fruiting)	While preparing the land, incorporate lime @ 4kg/cent to the soil. Use Trichoderma enriched farm yard manure/compost. This will check the spread of wilt diseases. Before transplanting, dip the roots of the seedlings in slurry of pseudomonas (20g pseudomonas/litre of water) for 30 minutes. This will help the seedlings to grow vigorously. Also the seedlings can be sprayed with diluted pseudomonas culture solution (@20ml dissolved in one litre of water).	

		<p>As prophylactic measures, especially where organic cultivation is practiced, spray Neem based insecticides (@2ml/litre) at fortnight intervals</p> <p>Mulch the crop basins. Irrigate the crop regularly either at morning or evening time. IF possible adopt drip irrigation method</p> <p>Provide strong supports to the slender stemmed (eg.: tomato) and vine type crops (eg.: bitter guard, ridge guard, snake guard etc.)</p> <p>At the flowering stage spray 5000ppm boron solution (Solubor @5g/litre)</p>
Paddy	Ripening stage	In areas where rice is in the grain hardening phase, completely drain the water from fields.
Paddy	Grain filling stage	<p>Rice bug</p>  <p>Apply Azadiractin 3000ppm stock after diluting in water @ 3ml/L. To have a better control add and stir one to two ml. of Malathion 50EC per litre of the diluted Azadiractin solution before applying. The spraying should be done in the evening, immediately after sunset.</p>
Rice	Flowering stage	<p>Blast disease</p>  <p>Spray Fujione (@ 2ml per litre of water)</p> <p>Spray Fujione or Nativo (@ 2ml/litre of water)</p>
Coconut	All stages	<p>Leaf rot of coconut</p>  <p>Apply 1% Bordeaux mixture or 0.3% copper oxychloride solution in the heart of the crown. Apply lime. Spray borax also on leaves @ 5g/l. Also adopt all the basal management practices as described for the yellowing, above.</p>
Pepper	All stages	<p>Slow Wilt</p>  <p>To control the disease drench the soil with copper oxy chloride(2g/L/plant)</p>

Amaranth's	All stages	<p>Leaf blight</p> 	<p>Avoid overhead irrigation. Irrigate gently the basal regions of the plants. If disease is severe, apply cow dung slurry supernatant (2%) as foliar spray and <i>Pseudomonas flourescens</i> (2%) or <i>Trichoderma viridae</i> (2%) as soil application.</p>
Pumpkin	All stages	<p>Pumpkin beetle</p> 	<p>Apply malathion 50 EC @ 3 ml / litre of water or malathion 50 EC @ 2 ml + neem oil 4ml per litre of water.</p> <p>After irrigation, drench the soil with malathion 50 EC @ 3 ml / litre of water. After the application of insecticide, with hold irrigation on next two days.</p>
Mango	Fruit maturing stage	<p>Mango fruit flies</p> 	<p>Collect and destroy the fallen fruits by taking deep pits atleast 60 cm depth. Set up pheromone trap (methyl eugenol trap) @ 1 trap/15 cents.</p>
Bovines	All stage	<p>Lumpy skin</p> 	<p>Lumpy skin disease is a viral disease that affects cattle and it is transmitted by blood-feeding insects, such as certain species. of flies and mosquitoes, or ticks. It causes fever, nodules on the skin and can also lead to death.</p> <p>Prevention: Keep the shed and surroundings clean and hygiene. Movement of cattle should be controlled and provide vaccination under the recommendation of veterinary doctor.</p>

**** Warning colour codes of rainfall (for disaster management)**

Warning (Take actions)	Alert (Be prepared)	Watch (Be updated)	No warning (No actions)
------------------------	---------------------	--------------------	-------------------------

Sd/-
Nodal Officer,
GKMS Project, RARS Pilicode