



Agromet Advisory Bulletin for the District, Kasaragod

(Valid from 02.12.2023 to 06.12.2023)



(Issued jointly by Kerala Agricultural University Regional Agricultural Research Station Pilicode & India Meteorological Department)

Bulletin Number: Pilicode/Ksd-96/2023	Date: 01/12/2023
--	-------------------------

A. Weather Summary of preceding four days



Rainfall, mm	Max. temp., °C	Min. temp., °C	R. H., %	Wind speed, Km/h
0.0	33.6 – 33.9	23.5 – 24.5	83– 88	01 - 01






B. Weather forecast for next five days

Parameters	02-12-2023	03-12-2023	04-12-2023	05-12-2023	06-12-2023
Rainfall, mm	1	0.1	0.1	0	0
Max. Temp, °C	34	34	34	34	34
Min. Temp, °C	25	25	25	25	25
Max. Relative Humidity, %	88	88	88	88	88
Min. Relative Humidity, %	69	69	69	69	69
Wind speed, km/h	4	4	4	5	5
Wind direction, degrees	320	290	290	340	270
Total cloud cover, octa	6	6	4	4	4

C. Agrometeorological Advisories

Crop	Stages	Problems	Agro-meteorological advisories
<u>General conditions</u>	Light rainfalls **		
	<p>The sky will be cloudy. High relative humidity will be experienced.</p> <p>Low night temperature and high day temperature will be experienced. Hence there will be distinct difference between day time temperature and night temperature.</p> <p>There will be light rainfalls (from 2.5mm to 15.5 mm within a time span of 24 hours) in most places from December 01st to December 05th.</p>		
<u>General Recommendations</u>	<p>Do not spread produces (Copra, rice, vegetable seeds, rubber etc. under open conditions for drying. Keep the cattle feeds and fertilizers on elevated platforms in moisture free rooms.</p> <p>Harvesting of water in the cropped lands will help to delaying irrigation and drought. Mulch the crop basins. Prevent excessive drainage of the water from the field. The loosened soil while opening of basins for manuring tree crops may help for the penetration and collection of water in the soil. If possible divert the run-off water to such basins.</p> <p>Maintain hygiene conditions in crop fields. Infected and fallen nuts, leaves and tree parts should be removed from the fields and burnt.</p> <p>Provide propping to tender stem crops like banana, tomato etc. Ensure sufficient drainage in crop fields. Beware of lightning. Give popping to slender stemmed and easily lodging crops like</p>		

	banana, vegetables etc. Take care while drying the harvested produces like rubber, cashew nut, copra etc., directly under the sun.	
Paddy	Transplanting in late second cropped (Mundakan season) areas, where flooding occurs during the monsoon season.	<p>Apply FYM/compost @ 20kg/cents and incorporate with the soil along with ploughing. To correct the iron toxicity problem in midland lateritic soils, apply lime/dolomite as recommended in the soil test result. If not, apply lime/dolomite @ 2kg/cents (40sq.m) and incorporate thoroughly with the soil at least 14 days before the application of chemical fertilizers. Repeat lime application at the same rate after 30-40 days of transplanting also</p> <p>To prevent the leaching loss of water and nutrients from the fields thoroughly block the crab holes and cracks on the bunds by plastering with mud.</p>
Vegetables	Transplanting/ sowing	<p>While preparing the land, incorporate lime @ 4kg/cent to the soil. Use Trichoderma enriched farm yard manure/compost. This will check the spread of wilt diseases.</p> <p>Before transplanting, dip the roots of the seedlings in slurry of pseudomonas (20g pseudomonas/litre of water) for 30 minutes. This will help the seedlings to grow vigorously.</p> <p>Also the seedlings can be sprayed with diluted pseudomonas culture solution (@20ml dissolved in one litre of water).</p>
Coconut	Various stages	<p>Nut fall / Button shedding</p>  <p>If nuts fall with the presence of sunken lesions at the perianth region having clear margins, Spray Propiconazole or Hexaconazole fungicide (@1ml per litre of water) mixed with a sticking agent, Agrowet (@ 1ml/litre).</p>
Coconut	All stages	<p>Basal rot</p>  <p>Drench the basin with Hexaconazole (25 ml in 25 L of water).</p> <p>After one week apply lime @ 2 kg per palm.</p> <p>Apply Potash @ 1 kg per palm three weeks after lime application to improve the health of palm, in addition to the regular dose.</p> <p>Avoid flood irrigation to prevent the spread of pathogen.</p>

Cashew	Pre-bearing stages	Tea mosquito bug 	Two weeks after giving the first spray give second spray with Mancozeb (@2g/litre) and quinalphos (2ml/litre of Bordeaux mixture)
Cabbage	All stages	Rot 	.As a prophylactic measure spray Pseudomonas 2% solution weekly once after head initiation.
Nutmeg	Fruiting	Leaf/Fruit spots 	Spray copper oxychloride (@2g/litre)
Areca nut	Various Stages	Basal Rot 	Drench the basin with hexaconazole solution (@2ml/litre of water)
Livestock	All Stages	Theileriosis 	Theileriosis is a tick-borne disease caused by haemo-protozoan parasites of the Theileria genus. Tannulata causes tropical theileriosis which is common in North Kerala. Characteristic signs include fever and swollen superficial lymph nodes, and if the disease progresses, cattle rapidly lose condition For treatment: Buparvaquone, often accompanied by anti-inflammatory drugs and antidiuretics, if there is evidence of pulmonary edema. For prevention: spraying or dipping of animals with acaracides is the most frequently used method as it is transmitted by ticks.

** Warning colour codes of rainfall (for disaster management)

Warning (Take actions)

Alert (Be prepared)

Watch (Be updated)

No warning (No actions)

Sd/-
Nodal Officer,
GKMS Project, RARS Pilicode