



# Agromet Advisory Bulletin for the District, Kannur

(Valid from 27.12.2023 to 31.12.2023)

(Issued jointly by Kerala Agricultural University Regional Agricultural Research Station Pilicode & India Meteorological Department)



Bulletin Number: Pilicode/Knr-103/2023

Date: 26/12/2023

## A. Weather Summary of preceding five days





Rainfall, mm	Max. temp., °C	Min. temp., °C	R. H., %	Wind speed, Km/h
0.0	33.2 – 34.1	23.6 – 25.4	61 – 81	02 - 04


## B. Weather forecast for next five days

Parameters	27-12-2023	28-12-2023	29-12-2023	30-12-2023	31-12-2023
Average Rainfall, mm	0	0	0	0	0
Max. Temp, °C	34	34	34	34	34
Min. Temp, °C	25	25	25	25	25
Max. Relative Humidity, %	81	81	81	81	81
Min. Relative Humidity, %	61	61	61	61	61
Wind speed, km/h	4	3	2	2	2
Wind direction, degrees	270	250	250	250	250
Total cloud cover, octa	2	3	7	6	8

## C. Agrometeorological Advisories

Crop	Stages	Problems	Agro-meteorological advisories
<b>General conditions</b>	<b>No Rain **</b>		
	No rainfall. High relative humidity will be experienced. Low night temperature and increased day temperature will be experienced. Hence there will be distinct difference between day time temperature and night temperature.		
<b>General Recommendations</b>	Mulch the crop basins. Irrigate the crop when the water is available in the evening or early morning. Adopt drip irrigation method for maximum water use efficiency		
Vegetables	Various crop stages at different localities (from sowing and Transplanting to fruiting)	While preparing the land, incorporate lime @ 4kg/cent to the soil. Use Trichoderma enriched farm yard manure/compost. This will check the spread of wilt diseases. Before transplanting, dip the roots of the seedlings in slurry of pseudomonas (20g pseudomonas/litre of water) for 30 minutes. This will help the seedlings to grow vigorously. Also the seedlings can be sprayed with diluted pseudomonas culture solution (@20ml dissolved in one litre of water). As prophylactic measures, especially where organic cultivation is practiced, spray Neem based insecticides (@2ml/litre) at fortnight	

		<p>intervals</p> <p>Mulch the crop basins. Irrigate the crop regularly either at morning or evening time. IF possible adopt drip irrigation method</p> <p>Provide strong supports to the slender stemmed (eg.: tomato) and vine type crops (eg.: bitter guard, ridge guard, snake guard etc.)</p> <p>At the flowering stage spray 5000ppm boron solution (Solubor @5g/litre)</p>	
Coconut	All stages	<p>Rhinoceros beetle</p>  <p>Dwarf varieties and young palms are more vulnerable to the attack.</p>	<p>Take out the beetles from the attacked palm crown using beetle hook. Swab the hole made by the beetles with Bordeaux paste to prevent entry of fungus through the cut surface.</p> <p>Old fishnets can be used for controlling the pest. Cut the nets into pieces of size 1m x 0.5m. Keep the middle portion of the net, lengthwise into the axils of 3<sup>rd</sup> and 4<sup>th</sup> leaf whirls of the palm. Push the net firmly with small stones into the axils. The hanging sides of the net should be kept open. The beetles will be trapped in the nets and get destroyed. Care should be taken to move the nets to upper leaf axils accordingly while fresh leaves are emerging.</p>
Black pepper	All stages	<p>Pollu disease</p> 	<p>Spray hexaconazole (@ 2ml/litre of water)</p>
Cashew	Flushing and flowering stage	<p>Tea mosquito bug attack and associated fungal diseases</p> 	<p>Spray of combination of Mancozeb (@2g/litre) + Ekalux (2ml/litre)</p>
Mango	Different stages	<p>Anthraxnose disease</p> 	<p>Spray copper oxy chloride or hexaconazole (@ 2ml/litre of water)</p>

Bitter gourd	All stages	<p>Downy mildew</p> 	<p>As a prophylactic measure apply 'Mancozeb' (@ 2g/l of water).</p> <p>If disease appeared, spray Saaf (2g/litre of water)</p>
Livestock (Cows/Goats)	Any stage	Foot rot disease	<p>Adopt complete hygiene conditions for the animals. Care should be taken to avoid stagnation of washed off water in and around the shelter houses. Wash the foot in 0.2% Potassium permanganate solution (2g potassium permanganate per litre of water) and dry the foot with cotton clothes.</p>

**\*\* Warning colour codes of rainfall (for disaster management)**

<b>Warning (Take actions)</b>	<b>Alert (Be prepared)</b>	<b>Watch (Be updated)</b>	<b>No warning (No actions)</b>
-------------------------------	----------------------------	---------------------------	--------------------------------

Sd/-  
Nodal Officer,  
GKMS Project, RARS Pilicode