



Agromet Advisory Bulletin for the District, Kannur

(Valid from 25.10.2023 to 29.10.2023)

(Issued jointly by Kerala Agricultural University Regional Agricultural Research Station Pilicode & India Meteorological Department)



Bulletin Number: Pilicode/Knr-85/2023

Date: 24/10/2023

A. Weather Summary of preceding five days





Rainfall, mm	Max. temp., °C	Min. temp., °C	R. H., %	Wind speed, Km/h
0.0	34.0 – 34.7	25.5 – 26.3	72 – 85	02 - 06







B. Weather forecast for next five days



Parameters	25-10-2023	26-10-2023	27-10-2023	28-10-2023	29-10-2023
Average Rainfall, mm	3	2	0.1	3	2
Max. Temp, °C	35	35	35	35	35
Min. Temp, °C	25	25	25	25	25
Max. Relative Humidity, %	85	85	85	85	85
Min. Relative Humidity, %	75	75	75	75	75
Wind speed, km/h	5	4	5	4	4
Wind direction, degrees	250	30	270	270	270
Total cloud cover, octa	5	1	4	6	8

C. Agrometeorological Advisories

Crop	Stages	Problems	Agro-meteorological advisories
	Light to Moderate rainfalls **		
General conditions	<p>The sky will be cloudy. High relative humidity will be experienced.</p> <p>Low night temperature and high day temperature will be experienced. Hence there will be distinct difference between day time temperature and night temperature.</p> <p>There will be light rainfalls (from 2.5mm to 15.5 mm within a time span of 24 hours) in most places from October 24th to October 28th.</p>		
General Recommendations	<p>Ensure sufficient drainage in crop fields.</p> <p>The weather is favorable for the spread of fungal diseases like bud rot of coconut, mahali in arecanut, quick wilt in black pepper, rhizome rot diseases in ginger and turmeric.</p> <p>Maintain hygiene conditions in crop fields. Infected and fallen nuts, leaves and tree parts should be removed from the fields and burnt.</p> <p>Provide propping to tender stem crops like banana, tomato etc. Ensure sufficient drainage in crop fields. Beware of lightning. Give popping to slender stemmed and easily lodging crops like banana, vegetables etc. Take care while drying the harvested produces like rubber, cashew nut,</p>		

	copra etc., directly under the sun.	
Vegetables	Transplanting/ sowing	<p>While preparing the land, incorporate lime @ 4kg/cent to the soil. Use Trichoderma enriched farm yard manure/compost. This will check the spread of wilt diseases.</p> <p>Before transplanting, dip the roots of the seedlings in slurry of pseudomonas (20g pseudomonas/litre of water) for 30 minutes. This will help the seedlings to grow vigorously.</p> <p>Also the seedlings can be sprayed with diluted pseudomonas culture solution (@20ml dissolved in one litre of water).</p>
Coconut	All stages	<p style="text-align: center;">Bud rot</p>  <p>Detection of disease at its early stage will help to adopt efficient corrective measures. Cut and remove the affected tissues from the crown and apply Bordeaux paste. After that cover the cut surface with polythene sheets to protect it from rain falls until new leaf emerges.</p> <p>Burn the removed tissues immediately.</p> <p>As a prophylactic measure spray 1% Bordeaux mixture into the axils of top leaves of the surrounding palms</p>
Coconut	All stages	<p style="text-align: center;">Yellowing of coconut</p>  <p>Incorporate lime 1kg + dolomite 1kg (per palm) to the basin of the palms.</p> <p>After two weeks, apply borax @ 200g/palm and zinc sulphate @ 100g/palm and magnesium sulphate @500g/palm and potash @ 2kg/palm</p>
Arecanut	Different stages	<p style="text-align: center;">Rot</p>  <p>Cut and remove the leaves and affected parts of spindle leaves. Apply Akomin 3ml/L along with Stickers 2ml/L at 25 days interval. Prophylactic application of Kocide @ 2g/L to the healthy palms is recommended. Apply lime @500g/palm</p>
Black pepper	All stages	<p style="text-align: center;">Foot rot</p>  <p>As prophylactic measure, apply 150 gram of Trichoderma enriched neem cake - cow dung mixture in the basins of the vines and incorporate thoroughly with the soil.If disease already appeared, drench soil in the plant basins with Redomil 0.2% (2g/litre of water). Spray the same on the leaves also.</p>

Banana	Various stages of growth	<p>Sigatoka leaf spot</p> 	<p>There should not be any water stagnation in the basins of the crop.</p> <p>As a prophylactic measure spray Pseudomonas (@ 20g/litre) at fortnight intervals.</p> <p>If disease appears:-Cut and burn all affected leaves. Spray Carbendazim and Mancozeb (@ 2ml per litre) alternatively at fortnight intervals</p>
Banana	All stages	<p>Fusarium wilt</p> 	<p>Drench basal soil with bavistin @ 1ml/litre of water</p> <p>Additionally, keep small masculine cloth bag filled with 25-50g beaching powder in the basins of the plants.</p>
Mango	Allstages	<p>Gummosis and die back</p> 	<p>Apply Bordeaux paste on the affected portions on the shoots. Drench hexaconazole (@2ml/litre) in the basins.</p>
Cashew	Pre-bearing stages	<p>Tea mosquito bug</p> 	<p>Prophylactic measures:</p> <p>1) The fungal biological control agent, <i>Beauveria bassiana</i> can be sprayed @ 20g/L</p> <p style="text-align: center;">Or</p> <p>2) Spray 1% Bordeaux mixture mixed with quinalphos (2ml/litre of Bordeaux mixture)</p>
Turmeric	Different stages	<p>Leaf blight</p> 	<p>Remove the severely affected leaves from the plants and destroy in fire.</p> <p>Spray copper oxy chloride on the plants (@2g/litre of water)</p>
Vegetables	Planting	<p>Downy mildew on cucurbits</p> 	<p>As a prophylactic measure apply 'Mancozeb'(@ 2g/l of water). If disease appeared, spray Akomin® (@3ml/L) on both surfaces of the leaves, thrice at 15 days interval. Remove and burn out the infested leaves.</p>

Cow	Any stage	<p style="text-align: center;">FMD (Foot and Mouth disease)</p>  	<p>Foot and Mouth disease is a highly transmissible disease caused by infection with an Aphthovirus. The infection results in vesicular lesions in and around the mouth and on the feet, resulting in the reluctance of an animal to eat or move.</p> <p>Prevention: Ensure hygienic conditions for the individual animals as well as their shelter and its surroundings. Boost the immunity of cattle by supplementing feeds with vitamins and minerals containing health tonics.</p> <p>If disease appears, give medication under the supervision of a Veterinary doctor immediately.</p>
Goat	All stages	Allergic diarrhea	To prevent dehydration and electrolyte losses give Ringer's lactate solution intravenously in consultation with the nearest veterinary doctor.

**** Warning colour codes of rainfall (for disaster management)**

Warning (Take actions)	Alert (Be prepared)	Watch (Be updated)	No warning (No actions)
-------------------------------	----------------------------	---------------------------	--------------------------------

Sd/-
Nodal Officer,
GKMS Project, RARS Pilicode