



Agromet Advisory Bulletin for the District, Kannur

(Valid from 19.09.2020 to 23.09.2020)

(Issued jointly by Kerala Agricultural University Regional Agricultural Research Station Pilicode & India Meteorological Department)



Bulletin Number: Pilicode/Knr-75/2020

Date: 18/09/2020

A. Weather Summary of preceding four days






Rainfall, mm	Max. temp., °C	Min. temp., °C	R. H., %	Wind speed, Km/h
116.9	30.9 – 31.2	23.8-24.4	85–98	00 -08

B. Weather forecast for next five days

Parameters	19.09.2020	20.09.2020	21.09.2020	22.09.2020	23.09.2020
Rainfall, mm	25	25	22	25	16
Max. Temp, °C	31	31	31	31	31
Min. Temp, °C	24	24	24	24	24
Max. Relative Humidity, %	97	97	97	97	97
Min. Relative Humidity, %	86	86	86	86	86
Wind speed, km/h	12	18	12	12	12
Wind direction, degrees	320	270	270	250	250
Total cloud cover, octa	8	8	8	8	8

C. Agrometeorological Advisories

Crop	Stages	Problems	Agro-meteorological advisories
			<p>There will be heavy rainfalls on coming days (please see the forecast given above).</p> <p>Heavy winds also can be expected.</p>
			<p>Harvest all the ripened rice and vegetables as early as possible and transport to a safer area.</p> <p>Ensure good drainage in paddy fields where grains are in maturity stage.</p> <p>Give support to slender stem crops like banana, vegetables through propping.</p> <p>Care should be taken while drying the harvested grains, seeds, rubber sheets, copra etc. directly under sun.</p> <p>Postpone the fertilizer application to the crops.</p>
			<p>General conditions</p>

Coconut	All stages	<p>Rhinoceros beetle</p>  <p>Dwarf varieties are more vulnerable to the attack.</p>	<p>Take out the beetles from the attacked palm crown using beetle hook. Swab the hole made by the beetles with Bordeaux paste to prevent entry of fungus through the cut surface.</p> <p>Clean the crown and the top most three leaf axils around the spindle may be filled with 250 gm sand which is mixed with 6g ferterra. This should be done thrice in a year ie, during May, September, and January.</p> <p>Keep complete field sanitation.</p>
Banana	Various stages of growth	<p>Sigatoka leaf spot</p> 	<p>Cut and burn all severely affected leaves. Spray 1% Bordeaux mixture with sticker soon after the appearance of symptoms (5 to 6 sprays at fortnightly intervals). Spray 1% petroleum based mineral oils. Spray 0.1% carbendazim or 0.2% Mancozeb alternatively @ fortnightly intervals. Spray Azoxystrobin, Tebuconazole, Difenconazole (0.1%).</p>
Cashew	Flowering stage	<p>Tea mosquito bug</p> 	<p>Spray Quinalphos @ 2ml/L.</p>
Black pepper	All stages	<p>Quick wilt</p> 	<p>Spray Redomil (@2g/litre of water) or copper oxy chloride (@3g/litre of water)</p> <p>Drench the soil in the basins with the same preparation (@ 5 litre per vine) as mentioned above.</p>
Okra	All stages	<p>Shoot and Fruit borer</p> 	<p>Spray neem oil emulsion @ 5 %, at intervals of 15 to 20 days. Spraying with quinalphos 25 EC (2 ml per litre of water).</p>

Sd/-
Nodal Officer,
GKMS Project, RARS Pilicode