



## Agromet Advisory Bulletin for the District, Kannur

(Valid from 18.11.2020 to 22.11.2020)

(Issued jointly by Kerala Agricultural University Regional Agricultural Research Station Pilicode & India Meteorological Department)



<b>Bulletin Number: Pilicode/Knr-92/2020</b>	<b>Date: 17/11/2020</b>
--	-------------------------


### A. Weather Summary of preceding five days






Rainfall, mm	Max. temp., °C	Min. temp., °C	R. H., %	Wind speed, Km/h
35.3	33.5 – 35.8	24.1-27.2	67–83	00 -08

### B. Weather forecast for next five days

Parameters	18.11.2020	19.11.2020	20.11.2020	21.11.2020	22.11.2020
Rainfall, mm	10	10	8	10	2
Max. Temp, °C	34	34	34	34	35
Min. Temp, °C	26	26	26	26	27
Max. Relative Humidity, %	88	88	88	88	88
Min. Relative Humidity, %	67	67	67	67	67
Wind speed, km/h	6	8	8	12	12
Wind direction, degrees	200	200	270	270	230
Total cloud cover, octa	7	6	6	7	4

### C. Agrometeorological Advisories

Crop	Stages	Problems	Agro-meteorological advisories
			<p style="color: red; font-weight: bold;">The wind speed may be upto 60kmph</p> <p style="font-weight: bold;">Prop the bananas and vegetables</p> <p style="background-color: #006400; color: white; padding: 2px;">Low to medium rainfalls are very likely to occur. Beware of lightning. Don't stay on open places. Don't allow livestock to graze in open places during afternoon and evening periods.</p> <p style="font-weight: bold;">Rice, Copra and Rubber should not be left in the drying yards during night.</p>
General conditions			
Rice	Various stages	<p style="text-align: center;">Leaf roller</p> 	<p>If leaf folder attack is seen, unfold the leaves by rolling thorny wires/twigs over the canopy. Attack will be more in shaded conditions. Avoid excessive Nitrogenous fertilizers.</p> <p>If the attack is severe spot spraying of Coragen® @3ml/10 ltr of water is also advised.</p>

Coconut	All stages	<p>Bud rot disease</p> 	<p>Keep vigilance.</p> <p>As a prophylactic measure 1% Bordeaux mixture can be sprayed into the top leaves' axils of the surrounding palms</p>
Coconut	All stages	<p>Leaf rot of coconut</p> 	
Vegetables	Cucurbit-aceous vegetables :- Flowering and fruit setting	<p>Melon fruit flies</p> 	<p>Keep pheromone traps.</p> <p>Spray Malathion:- Mix 2 ml of Malathion in one litre of water. Dissolve 10g of jaggery in the solution to attract the flies. Spray this solution on lower sides of the leaves</p>
Banana	All stages	<p>Pseudostem weevil</p> 	<p>Adopt good field sanitation.</p> <p>Apply Beauveria bassiana @ 20 g/l at 5, 6 and 7 month after planting.</p> <p>If affected, spray fipronil 0.015% (Fipronil 5SC @ 3 ml/l).into the wholes created by weevils on the pseudostem.</p>
Mango	Fruit setting stage	<p>Mango fruit flies</p> 	<p>Collect and destroy the fallen fruits by taking deep pits atleast 60 cm depth.</p> <p>Set up pheromone trap (methyl eugenol trap) @ 1 trap/15 cents.</p>

Sd/-  
Nodal Officer,  
GKMS Project, RARS Pilicode