



# Agromet Advisory Bulletin for the District, Kannur

(Valid from 18.10.2023 to 22.10.2023)

(Issued jointly by Kerala Agricultural University Regional Agricultural Research Station Pilicode & India Meteorological Department)



Bulletin Number: Pilicode/Knr-83/2023      Date: 17/10/2023

## A. Weather Summary of preceding five days




Rainfall, mm	Max. temp., °C	Min. temp., °C	R. H., %	Wind speed, Km/h
33.2	33.3 – 34.8	24.4 – 26.0	67 – 90	04 - 08




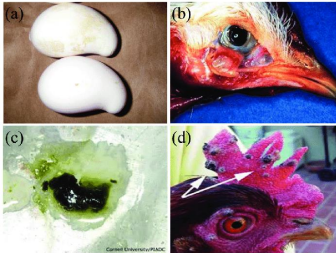
## B. Weather forecast for next five days

Parameters	18-10-2023	19-10-2023	20-10-2023	21-10-2023	22-10-2023
Average Rainfall, mm	6	5	3	2	2
Max. Temp, °C	34	35	35	35	35
Min. Temp, °C	25	26	26	26	26
Max. Relative Humidity, %	90	85	85	90	75
Min. Relative Humidity, %	65	65	65	70	65
Wind speed, km/h	5	6	5	5	6
Wind direction, degrees	290	270	290	230	270
Total cloud cover, octa	7	8	7	7	7

## C. Agrometeorological Advisories

Crop	Stages	Problems	Agro-meteorological advisories
	<b>Isolated heavy rainfalls **</b>		
<b>General conditions</b>	<p>The sky will be cloudy or partially cloudy. Low night temperature and high day temperature will be experienced. Hence there will be distinct difference between day time temperature and night temperature. The atmospheric humidity also will be high.</p> <p>There will be isolated heavy rainfalls (up to 115.5 mm within a time span of 24 hours.) in most places are very likely on October 17<sup>th</sup>.</p> <p>There will be light rainfalls (from 2.5mm to 15.5 mm within a time span of 24 hours) in most places from October 18<sup>th</sup> to October 21<sup>th</sup>.</p>		
<b>General Recommendations</b>	<p>Keep all drainage channels opened in the cultivated areas</p> <p>Transport perishable produces like rubber, copra, pulses, vegetables, seeds, etc. and animal feeds and fertilizers from open places to store houses. Collect and store sufficient feeds for the livestock. Keep the seeds fertilizers and cattle feeds on moisture free and elevated plant forms.</p> <p>Neither keep the livestock in open places, nor allow them for grazing. They should be sheltered under strong roofs.</p>		

	Postpone activities like fertilizer application, sowing etc. till climatic conditions become favorable.	
Cool season vegetables	Land preparation	Lime or dolomite should be applied depending on soil acidity and incorporate thoroughly with the soil at least 14 days before the application of chemical fertilizers. This will not only reduce the acidity but also control the soil borne diseases.
Coconut	All stages	<p style="text-align: center;"><b>Bud rot</b></p>  <p>Detection of disease at its early stage will help to adopt efficient corrective measures. Cut and remove the affected tissues from the crown and apply Bordeaux paste. After that cover the cut surface with polythene sheets to protect it from rain falls until new leaf emerges.</p> <p>Burn the removed tissues immediately.</p> <p>As a prophylactic measure spray 1% Bordeaux mixture into the axils of top leaves of the surrounding palms</p>
Coconut	All stages	<p style="text-align: center;"><b>Rhinoceros beetle</b></p>  <p>Dwarf varieties and young palms are more vulnerable to the attack.</p> <p>Take out the beetles from the attacked palm crown using beetle hook. Swab the hole made by the beetles with Bordeaux paste to prevent entry of fungus through the cut surface.</p> <p>Old fishnets can be reused for controlling the pest. Cut the nets into pieces of size 1m x 0.5m. Keep the middle portion of the net, lengthwise into the axils of 3<sup>rd</sup> and 4<sup>th</sup> leaf whirls of the palm. Push the net firmly with small stones into the axils. The hanging sides of the net should be kept open. The beetles will be trapped in the nets and get destroyed. Care should be taken to move the nets to upper leaf axils accordingly while fresh leaves are emerging.</p>
Coconut	All stages	<p style="text-align: center;"><b>Yellowing of coconut</b></p>  <p>Incorporate lime 1kg + dolomite 1kg (per palm) to the basin of the palms.</p> <p>After two weeks, apply borax @ 200g/palm and zinc sulphate @ 100g/palm and magnesium sulphate @ 500g/palm and potash @ 2kg/palm</p>

Black pepper	All stages	<p>Foot rot</p> 	<p>As prophylactic measure, apply 150 gram of Trichoderma enriched neem cake - cow dung mixture in the basins of the vines and incorporate thoroughly with the soil. If disease already appeared, drench soil in the plant basins with Redomil 0.2% (2g/litre of water). Spray the same on the leaves also.</p>
Banana	Various stages of growth	<p>Sigatoka leaf spot</p> 	<p>There should not be any water stagnation in the basins of the crop.</p> <p>As a prophylactic measure spray Pseudomonas (@ 20g/litre) at fortnight intervals.</p> <p>If disease appears:-Cut and burn all affected leaves. Spray Carbendazim and Mancozeb (@ 2ml per litre) alternatively at fortnight intervals</p>
Cashew	Pre-bearing stages	<p>Tea mosquito bug</p> 	<p>Prophylactic measures:</p> <p>1) The fungal biological control agent, <i>Beauveria bassiana</i> can be sprayed @ 20g/L</p> <p style="text-align: center;"><b>Or</b></p> <p>2) Spray 1% Bordeaux mixture mixed with quinalphos (2ml/litre of Bordeaux mixture)</p>
Poultry	Any stage	<p>Newcastle Disease</p> 	<p>Newcastle disease or Ranikhet disease is a highly contagious disease of birds caused by a <b>para-myxo</b> virus. This infection results gasping and coughing, drooping wings, dragging legs, twisting of the head and neck, circling, in appetite, complete paralysis.</p> <p><b>Prevention:</b> Ensure complete hygiene condition for birds and chicken coops. Provide vaccinations with Live B1 and La Sota strains administered in drinking water intranasally or intraocularly.</p>
Goat	All stages	<p>Allergic diarrhea</p>	<p>To prevent dehydration and electrolyte losses give Ringer's lactate solution intravenously in consultation with the nearest veterinary doctor.</p>

**\*\* Warning colour codes of rainfall (for disaster management)**

Warning (Take actions)	Alert (Be prepared)	Watch (Be updated)	No warning (No actions)
------------------------	---------------------	--------------------	-------------------------

Nodal Officer,  
GKMS Project, RARS Pilicode