



Agromet Advisory Bulletin for the District, Kannur

(Valid from 11.05.2024 to 15.05.2024)

(Issued jointly by Kerala Agricultural University Regional Agricultural Research Station Pilicode & India Meteorological Department)



Bulletin Number: Pilicode/Knr-38/2024 Date: 10/05/2024

A. Weather Summary of preceding four days






Rainfall, mm	Max. temp., °C	Min. temp., °C	R. H., %	Wind speed, Km/h
0.0	35.1 – 35.8	27.9 – 28.2	62 – 79	02 – 10





B. Weather forecast for next five days

Parameters	11-05-2024	12-05-2024	13-05-2024	14-05-2024	15-05-2024
Average Rainfall, mm	2	2	2	3	4
Max. Temp, °C	36	35	35	35	35
Min. Temp, °C	28	28	28	28	28
Max. Relative Humidity, %	79	79	79	79	79
Min. Relative Humidity, %	62	62	62	62	62
Wind speed, km/h	2	2	4	2	4
Wind direction, degrees	290	270	290	270	290
Total cloud cover, octa	8	8	8	8	8

C. Agrometeorological Advisories

Crop	Stages	Problems	Agro-meteorological advisories
General conditions	Light to moderate rainfall **		
	<p>Light to moderate rainfall. Low night temperature and high day temperature will be experienced. Hence there will be large difference between day temperature and night temperature. The sky will be partially or fully cloudy. The air will be dry.</p> <p>There will be light to moderate rainfalls (From 15.6 mm to 64.4mm within a time span of 24 hours) on May 10, 11, 12 and 13.</p>		
General Recommendations	<p>There may be light to moderate summer rains in the evening time. Summer rains have prime role in coping up drought. Hence maximum water harvesting should be ensured in the fields. Clean the rain pits. Cover the soil with dried leaves, especially the basins of crops. The opened tree basins which were partially closed after fertilizer application, can act as very good water harvesting structures. Divert the runoff water to such tree basins by drawing furrows.</p> <p>Keep vigilance while drying the harvested produces like seeds, cashew nuts, copra and rubber in open conditions. Provide props to Nendran banana.</p>		

Coconut	Various growth stages	<p>Rugose White fly</p> 	<p>As this is a sap sucking pest, its infestation will be heavy during the hot and dry climatic periods.</p> <p>The sticking property of the gum secreted by the insects may lose in moist conditions. Adopting mulching and irrigations may help the plants to keep the leaves' surfaces moist. On young palms intermittently sprinkle water on the leaves also.</p>
Black pepper	Different stages	<p>Wilting due to drought</p> 	<p>Protect the plants from direct sunlight by smothering the basal portions of the vines with dried banana leaves, plated coconut leaves etc.. Give protective irrigations one in every two weeks.</p>
Banana	Various stages of growth	<p>Yellowing of leaf/Sigatoka leaf spot etc.</p> 	<p>As a profiliatic measure drench the plant basins with Pseudomonas solution (scale: 20 g Pseudomonas/litre of water)</p>
Cowpea	Various stages	<p>Red spider mite</p> 	<p>Spray Spiromecifen 0.7 ml per litre on upper and lower sides of the leaves</p>
Chilli	All stages	<p>White fly</p> 	<p>White fly: Spray Thiamethoxam @ 2gm/10litre of water.</p>

Cashew	Harvesting stage	<p>Root and stem borer</p> 	<p>Chisel out the grubs and swab the tree trunk with Carbosulfan 3ml/ /L of water and also drench the pesticide solution on to the soil near the root zone to minimize infestation.</p> <p>Swabbing (adult trees only) with mud slurry and coal tar kerosene mixture at 1:2 proportion is also recommended as a prophylactic measure.</p> <p>The exposed roots if any should be covered with soil.</p>
Arecanut	Bearing palms	<p>Inflorescence die back and button shedding</p> 	<p>Warm humid conditions may cause this disease. Spray Hexaconazole (Contaf) 1 ml/litre or Bordeaux mixture 1%. Repeat after 20-25 days.</p>
Poultry and pet birds	Different stages	<p>Summer stress</p> 	<p>To combat heat stress, the poultry sheds should be protected from direct sunlight, roofing can be painted white to reflect heat, fans can be fitted, cool water can be sprayed, plenty of clean water can be provided with ice, glucose and 0.1 % sodium bicarbonate, feed offered during the cooler parts of the day can be supplemented with 20% extra vitamins, phosphorous and vitamin C.</p>
Animal Husbandry	All stages	<p>Summer Stress</p> 	<p>The rise in temperature will affect the thermoregulatory mechanism of dairy cattle. This will cause increase in body temperature, rapid shallow breathing, increased heart rate, profuse salivation, and reduced feed intake. This in turn results in severe production loss and reduced breeding efficiency in dairy cattle.</p> <p>Provide pure drinking water to the dairy cattle (45 to 60 litres of water), Allow grazing only during the cooler parts of the day. Provide shading. Shelter them in thatched roofings of minimum 9 ft. height with ample ventilation. Providing fans, misting and fogging assembly in cattle sheds will help them to regulate body temperature. Also ensure minerals fortified feeds.</p>

**** Warning colour codes of rainfall (for disaster management)**

Warning (Take actions)	Alert (Be prepared)	Watch (Be updated)	No warning (No actions)
-------------------------------	----------------------------	---------------------------	--------------------------------

Sd/-
Nodal Officer,
GKMS Project, RARS Pilicode