



## Agromet Advisory Bulletin for the District, Kannur

(10.12.2022 to 14.12.2022)

(Issued jointly by Kerala Agricultural University Regional Agricultural Research Station Pilicode & India Meteorological Department)



Bulletin Number: Pilicode/Knr-98/2022

Date: 09/12/2022

### A. Weather Summary of preceding four days







Rainfall, mm	Max. temp., °C	Min. temp., °C	R. H., %	Wind speed, Km/h
0.0	31.6 – 34.0	21.2 – 24.0	50.2 – 85.1	4.0 – 8.0






### B. Weather forecast for next five days



Parameters	10-12-2022	11-12-2022	12-12-2022	13-12-2022	14-12-2022
Rainfall, mm	0.1	0.5	2	2	2
Max. Temp, °C	32	34	34	34	34
Min. Temp, °C	23	23	23	23	23
Max. Relative Humidity, %	85	85	85	85	85
Min. Relative Humidity, %	65	65	65	65	65
Wind speed, km/h	2	8	8	8	3
Wind direction, degrees	230	320	320	180	210
Total cloud cover, octa	5	7	8	8	8

### C. Agrometeorological Advisories

Crop	Stages	Problems	Agro-meteorological advisories
<b>General conditions</b>	<b>Isolated heavy rainfalls **</b>		
	Isolated heavy rainfalls (from 66mm to 116 mm with in a time span of 24 hours) are very likely on 10.12.2022. There will be light to moderate rainfalls (upto 65 mm with in a time span of 24 hours) on other four days. Low night temperature (minimum 24°C) and high day temperature (maximum 33°C) will be experienced. Hence there will be large difference between day time temperature and night temperature. The atmospheric humidity also will be high (between 76 and 90%).		
<b>General Recommendations</b>	Rain: Keep vigilance while sun drying perishable goods, rice, copra and rubber like products. Provide propping to tender stem crops like banana, tomato etc. Give popping to slender stemmed and easily lodging crops like banana, vegetables etc. Protect newly planted seedlings of the crops from the bright sunshine from southern side, by smearing with banana/coconut leaves. Maintain hygiene conditions in crop fields. Infected and fallen nuts, leaves and tree parts should be removed from the fields and burnt. Fungal and bacterial diseases like blight, leaf spots and wilt may spread in crops. Keep vigilance. Take control measures in the beginning stage of diseases.		

Rice	All stages	<p>Case worm</p> 	<p>Pull a rope swabbed with kerosene or engine oil. After that drain out water from the fields. Broadcast saw dust after mixing with kerosene (1L of kerosene in 25 kg of saw dust) to the field.</p>
Rice	All stages	<p>Leaf folder</p> 	<p>Open the leaf folds with a thorny twig and apply chlorantraniliprole @ 3 ml/ 10 l or flubendiamide @ 1.5 ml/10L</p>
Cucurbitaceus Vegetables	Flowering and fruit setting	<p>Melon fruit flies</p> 	<p>Keep pheromone traps. Spray Malathion:- Mix 2 ml of Malathion in one litre of water. Dissolve 10g of jaggery in the solution to attract the flies. Spray this solution on lower sides of the leaves</p>
Pumpkin	All stages	<p>Pumpkin beetle</p> 	<p>Apply malathion 50 EC @ 3 ml / litre of water or malathion 50 EC @ 2 ml + neem oil 4ml per litre of water. After irrigation, drench the soil with malathion 50 EC @ 3 ml / litre of water. After the application of insecticide, with hold irrigation on next two days.</p>
Vegetables	Different stages	<p>Sucking Pests</p> 	<p>Spray neem based insecticide (@ 4ml insecticide/litre of water). Repeat the spraying at every seven days intervals till flowering. If there is severe attack, spray Actara® (@2g/10 liters of water). Spray the insecticides on both surfaces of the leaves.</p>
Amaranthus	All stages	<p>Leaf blight</p> 	<p>Avoid overhead irrigation. Irrigate gently the basal regions of the plants. If disease is severe, apply cow dung slurry supernatant (2%) as foliar spray and Pseudomonas fluorescens (2%) or Trichoderma viridae (2%) as soil application.</p>

Banana Poovan cultivar	Planting stage	<p style="text-align: center;">Panama wilt</p> 	<p>1. Prophylactic measures:</p> <p>Select suckers from disease free banana plots only</p> <p>Soil application of Pseudomonas @ 20g/litre of water.</p> <p>Dipping of suckers in carbendazim (@2g/litre of water) solution for 20 minutes before planting</p> <p>2. If disease appears</p> <p>Crop sanitation: Eradication of infected plants and application of lime in the pits (@1kg/pit</p> <p>Drenching with carbendazim, @2g/L of water</p> <p>Spraying propiconazole @1ml/litre of water on leaves of the surrounding plants.</p>
Mango	Flowering stage	<p style="text-align: center;">Mango hoppers</p> 	<p>Spray Azadirachtin (@5ml/litre Azadirachtin 3000pmm)</p>
Cashew	Flushing and flowering stage	<p style="text-align: center;">Tea mosquitobug attack and associated fungal diseases</p> 	<p>Prophylactic spray of combination of copper oxychloride (@3g/litre)+ Ekalux (2ml/litre)</p>
Areca nut	All Stages	<p style="text-align: center;">Root nematode</p> 	<p>Drench the trees which are having leaf yellowing symptoms with Carbosulfan-25 EC @ 4 ml/litre of water (at least 3 litre of such preparation may be required for one tree).</p>
Bovines	All stage	<p style="text-align: center;">Lumpy skin</p> 	<p>Adopt vaccination.</p> <p>Keep cattle sheds and its surroundings hygienic.</p>

Bovines	All stage		<p>Adopt vaccination.</p> <p>Keep cattle sheds and its surroundings hygienic.</p>
Goats	All stage	<p>PPR disease</p> 	<p>Adopt vaccination.</p> <p>Keep cattle sheds and its surroundings hygienic</p>

**\*\* Warning colour codes of rainfall (for disaster management)**

<b>Warning (Take actions)</b>	<b>Alert (Be prepared)</b>	<b>Watch (Be updated)</b>	<b>No warning (No actions)</b>
-------------------------------	----------------------------	---------------------------	--------------------------------

Sd/-  
Nodal Officer,  
GKMS Project, RARS Pilicode