

Bulletin Number: Pilicode/ Mpm-62/2020

Date: 04/08/2020



A. Weather Summary of preceding six days






Rainfall, mm	Max. temp., °C	Min. temp., °C	R. H., %	Wind speed, Km/h
102.2	26.6 – 29.3	22.2 – 23.2	75– 95	04 -12


B. Weather forecast for next five days

Parameters	05.08.2020	06.08.2020	07.08.2020	08.08.2020	09.08.2020
Rainfall, mm	50	60	50	60	65
Max. Temp, °C	28	28	28	28	28
Min. Temp, °C	23	23	23	23	23
Max. Relative Humidity , %	90	90	90	95	90
Min. Relative Humidity, %	85	85	85	90	95
Wind speed, km/h	10	10	8	4	7
Wind direction, degrees	270	270	270	320	320
Total cloud cover, octa	8	8	8	8	8

C. Agrometeorological Advisories

Crop	Stages	Problems	Agro-meteorological advisories
General conditions		<p>There will be heavy rainfalls on coming days.</p> <p>Application of fertilizers may be postponed. Ensure good drainage in crop fields.</p>	
Paddy	All stages	<p>Stem borer</p> 	If stem borer attack is seen, apply Takumi [®] @3g per 10L of water.
Paddy	Tillering	<p>Leaf folder</p> 	<p>If leaf folder attack is seen, unfold the leaves by rolling thorny wires/twigs over the canopy. Attack will be more in shaded conditions. Avoid excessive Nitrogenous fertilizers.</p> <p>If the attack is severe spot spraying of Coragen[®] @3ml/10 ltr of water is also advised.</p>

Coconut	All stages	<p style="text-align: center;">Bud rot</p> 	<p>As a preventive measure, small perforated sachets containing 2 g of mancozeb may be tied to the top leaf axil. When rains, a small quantity of the fungicide is released from the sachets to the leaf base and thus protecting the palm.</p> <p>Spray 1% Bordeaux mixture on the crown of palms.</p>
Black pepper	All stages	<p style="text-align: center;">Wilt disease</p> 	<p>Spray Redomil (@2g/litre of water) or copper oxy chloride (@3g/litre of water)</p> <p>Drench the soil in the basins with the same preparation (@ 5 litre per vine) as mentioned above.</p>
Cucurbitaceous vegetables	Vegetative phase	<p style="text-align: center;">Mosaic disease</p> 	<p>Use only truthfully labelled and certified seeds.</p> <p>Spray a neem based insecticide (@ 4 ml/litre of water) to control the vector insects.</p>
Areca nut	All stages	<p style="text-align: center;">Mahali disease</p> 	<p>Apply Bordeaux mixture (1%) to the bunch and leaves.</p>
Tapioca	All stages	<p style="text-align: center;">Mosaic disease</p> 	<p>Deterioration of the health of plant and yield loss can be checked with adopting the following measures.</p> <p>Apply dolomite in the basin of the plants (@100g/plant) and incorporate to the soil. After three weeks, apply 25g Factamfos + 10g potash per plant. Also apply one gram zinc sulfate per plant. After 6 weeks apply 10g potash once more.</p> <p>Do not collect setts from these plants for planting during next time.</p>

Ginger	Early growth stage	<p style="text-align: center;">Stem borer</p> 	<p>Spray neem based insecticide (@4ml/litre of water)</p> <p style="text-align: center;">Or</p> <p>Spray dimethoate 0.5% (Rogor® @2ml/litre of water)</p>
--------	--------------------	---	---

Sd/-
Nodal Officer,
GKMS Project, RARS Pilicode