



## Agromet Advisory Bulletin for the District, Kozhikode

(Valid from 16.01.2021 to 20.01.2021)

(Issued jointly by Kerala Agricultural University Regional Agricultural Research Station Pilicode & India Meteorological Department)



Bulletin Number: Pilicode/Kkd-05/2021

Date: 15/01/2021


### A. Weather Summary of preceding four days





Rainfall, mm	Max. temp., °C	Min. temp., °C	R. H., %	Wind speed, Km/h
3.2	30.2 – 31.2	24.4 – 24.8	69– 95	00

### B. Weather forecast for next five days

Parameters	16.01.2021	17.01.2021	18.01.2021	19.01.2021	20.01.2021
Rainfall, mm	20	10	1	0	0
Max. Temp, °C	31	31	31	31	31
Min. Temp, °C	24	24	24	24	24
Max. Relative Humidity, %	95	95	95	95	95
Min. Relative Humidity, %	69	69	69	69	69
Wind speed, km/h	8	4	6	8	8
Wind direction, degrees	270	270	270	250	230
Total cloud cover, octa	8	8	4	2	2

### C. Agrometeorological Advisories

Crop	Stages	Problems	Agro-meteorological advisories
		<b>Isolated rainfalls and strong wind may occur.</b> Prop bananas and vegetables Copra and Rubber, Arecanut etc should not be left in the drying yards during night. The climatic conditions are highly favourable for the spread of bacterial and fungal wilts in vegetables.	
Coconut	All stages	<b>Bud rot</b> 	As a preventive measure, small perforated sachets containing 2 g of mancozeb may be tied to the top leaf axil. When rains, a small quantity of the fungicide is released from the sachets to the leaf base and thus protecting the palm.  Spray 1% Bordeaux mixture on the crown of palms.

Coconut	All stages	<p>Rhinoceros beetle</p>  <p>Dwarf varieties are more vulnerable to the attack.</p>	<p>Take out the beetles from the attacked palm crown using beetle hook. Swab the hole made by the beetles with Bordeaux paste to prevent entry of fungus through the cut surface.</p> <p>Clean the crown and the top most three leaf axils around the spindle may be filled with 250 gm sand which is mixed with 6g ferterra. This should be done thrice in a year ie, during May, September, and January.</p> <p>Keep complete field sanitation.</p>
Vegetables	All stages	<p>Bacterial/Fungal Wilts</p>	<p>Prophylactic application of copper oxy chloride (@3g/litre) both on foliage and basins is recommended. Moist the soil before application of the fungicide. After application do not irrigate the crop for next two days.</p>
Pumpkin	All stages	<p>Pumpkin beetle</p> 	<p>Apply malathion 50 EC @ 3 ml / litre of water or malathion 50 EC @ 2 ml + neem oil 4ml per litre of water.</p> <p>After irrigation, drench the soil with malathion 50 EC @ 3 ml / litre of water. After the application of insecticide, with hold irrigation on next two days.</p>
Brinjal	Various stages of growth	<p>Epilachna beetle</p> 	<p>Collection and destruction of every stage of the pest. Spray neem seed kernel extract @ 5 %. Apply neem – oil garlic emulsion @ 20 ml per litre.</p>
Cashew	Flushing stage	<p>Tea mosquito bug</p> 	<p>Prophylactic measures:</p> <p>1) The fungal biological control agent, <i>Beavaria bassiana</i> can be sprayed @ 20g/L</p> <p style="text-align: center;"><b>Or</b></p> <p>2) Spray quinalphos (2ml/litre) or Thiamethoxam (0.2g/L)</p>