

Bulletin Number: Pilicode/Ksd-92/2019

Date: 15/11/2019



A. Weather Summary of preceding five days



Rainfall, mm	Max. temp., °C	Min. temp., °C	R. H., %	Wind speed, Km/h
5.8	29.3 – 32.0	23.0 – 24.5	59– 94	01 – 02

B. Weather forecast for next five days

Parameters	16.11.2019	17.11.2019	18.11.2019	19.11.2019	20.11.2019
Rainfall, mm	3	2	0	0	0
Max. Temp, °C	32	33	32	32	32
Min. Temp, °C	22	22	22	22	22
Max. Relative Humidity, %	90	90	90	90	90
Min. Relative Humidity, %	50	50	50	50	50
Wind speed, km/h	4	4	5	4	4
Wind direction, degrees	270	270	270	270	320
Total cloud cover, octa	6	6	3	3	3

C. Agrometeorological Advisories

Crop	Stages	Problems	Agro-meteorological advisories
			<p>Rainfalls are unlikely on next five days.</p> <p>Mulch the soil to prevent the evaporation loss of water.</p> <p>The climate is favorable for the spread of fungal diseases like bud rot of coconut, coconut leaf rot etc.</p>
Coconut	All stages	<p>Bud rot disease</p> 	<p>Detection of disease at its early stage will help to adopt efficient corrective measures. Cut and remove the affected tissues from the crown and apply Bordeaux paste. After that cover the cut surface with polythene sheets to protect it from rain falls until new leaf emerges.</p> <p>Burn the removed tissues immediately.</p> <p>As a prophylactic measure spray 1% Bordeaux mixture into the axils of top leaves of the surrounding palms</p>
Coconut	All stages	<p>Leaf rot of coconut</p> 	<p>Apply 1% Bordeaux mixture or 0.3% copper oxychloride solution in the heart of the crown. Apply lime. Also spray borax on leaves @ 5g/l.</p>

Rice	Nursery/Seedlings	<p style="text-align: center;">Leaf roller</p> 	<p>If leaf folder attack is seen, unfold the leaves by rolling thorny wires/twigs over the canopy. Attack will be more in shaded conditions. Avoid excessive Nitrogenous fertilizers.</p> <p>If the attack is severe spot spraying of Coragen[®] @3ml/10 ltr of water is also advised.</p>
Vegetables	Transplanting cool season vegetables	<p>This is the right time for transplanting the seedlings of cool season vegetables like cauliflower, cabbage etc.</p> <p>While preparing the land, incorporate lime @ 4kg/cent to the soil. Use Trichoderma enriched farm yard manure/compost. This will check the spread of wilt diseases.</p> <p>Before transplanting, dip the roots of the seedlings in slurry of pseudomonas (20g pseudomonas/litre of water) for 30 minutes. This will help the seedlings to grow vigorously.</p> <p>Also the seedlings can be sprayed with diluted pseudomonas culture solution (@20ml dissolved in one litre of water).</p>	
Banana	All stages	<p style="text-align: center;">Pseudostem weevil</p> 	<p>Adopt good field sanitation.</p> <p>Apply Beauveria bassiana @ 20 g/l at 5, 6 and 7 month after planting.</p> <p>If affected, spray fipronil 0.015% (Fipronil 5SC @ 3 ml/l).into the wholes created by weevils on the pseudostem.</p>

Sd/-
Nodal Officer,
GKMS Project, RARS Pilicode